

## 2.4GHz 6dBi Indoor Directional Antenna

### TL-ANT2406A

#### ⦿ Features:

- Features 130cm extension cable ensuring flexible deployment and better performance
- Very easy to install, no software required
- 6dBi directional operation boosts your signal to a further distance in a specific direction
- RP-SMA Female connector, works with most indoor wireless AP/Router

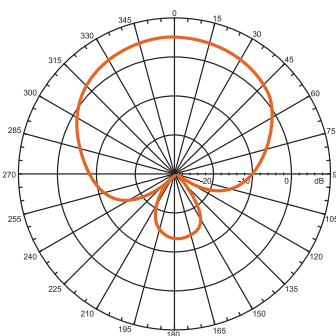


#### ⦿ Description:

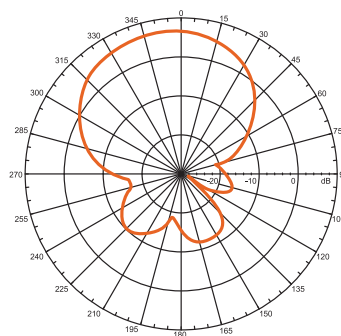
Directional Antenna TL-ANT2406A operates in the 2.4GHz band and provides 6dBi directional operation, which largely extends the wireless range and delivers much better wireless performance. The antenna offers the RP-SMA female connector guaranteeing wider compatibility with most of the wireless equipments.

#### ⦿ Radiation Patterns:

H-Plane Co-Polarization Pattern



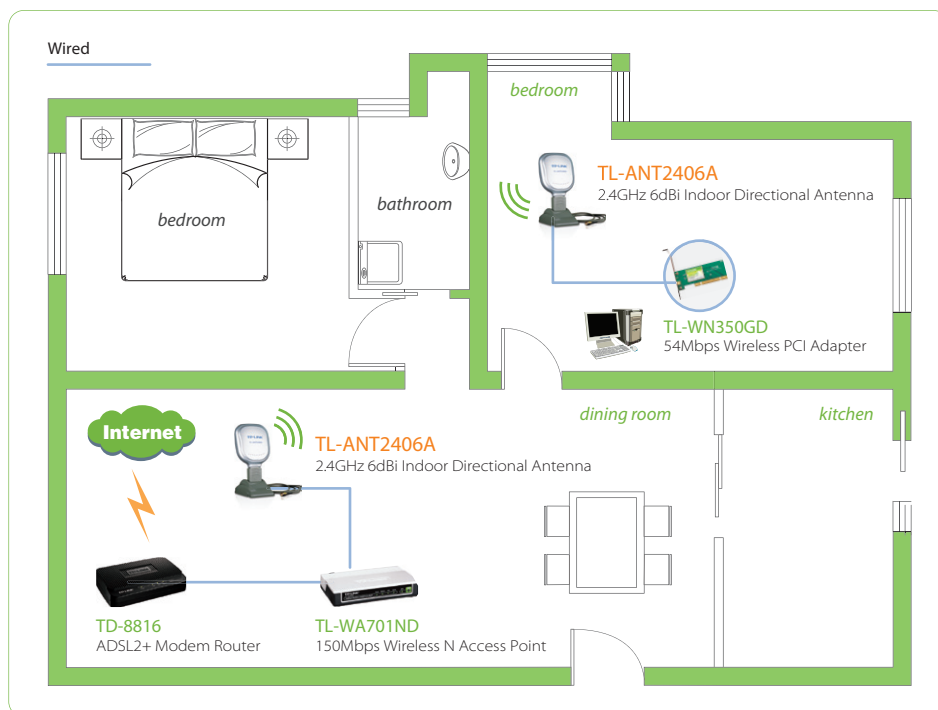
V-Plane Co-Polarization Pattern



## ⊙ Specifications:

Frequency Range	2.4GHz~2.5GHz
Impedance	50 Ohms
Gain	6 dBi
VSWR	1.92 : 1 Max
Polarization	Linear, Vertical
Beamwidth (HPBW)	Horizontal: 120° Vertical: 90°
Connector	RP-SMA Female
Cable	130cm RG-174 Coaxial Cable
Radiation	Directional
Application	Indoor
Mount Style	Desktop / Wall Mount
Dimensions (L x W x H mm)	80 x 80 x 158 mm
Operating Temperature	-10°C~60°C (14°F~140°F)
Storage Temperature	-40°C~80°C (-40°F~176°F)
Operating Humidity	10%~90% non-condensing
Storage Humidity	5%~90% non-condensing
Standards	RoHS, WEEE

## ⊙ Diagram:



## Related Products:

- Wireless Router  
(with Detachable Antenna)
- Wireless Access Point  
(with Detachable Antenna)
- Wireless Adapter  
(with Detachable Antenna)

## Optional Accessories:

- 3 Meters Antenna Extension Cable  
TL-ANT24EC3S
- 5 Meters Antenna Extension Cable  
TL-ANT24EC5S